

Portable & Affordable

With Danmeter's new Cerebral State Monitor (CSM) and CSM Wireless Link System it has never been easier to get an up-to-date status on your patient during sedation. The CSM sets a new standard for EEG monitoring of consciousness during anesthetic procedures. Our solution makes it easy for you to tailor the anaesthesia to the condition of the individual patients and monitor their status at the point of care.



Cerebral State Monitor

Tailor-made anaesthesia

- Handheld/Portable
- Multi-parameter EEG waveform displayed
- CSM Link Software™ for case documentation
- Cerebral State Index (CSI) of 0-100 displayed on all screens
- Labeled event marker
- Rechargeable battery operation
- Low profile, low impedance Neuro Sensors
- CSM procedure pack
- 2 year warranty
- All components are Latex Free



danmeter

Kildemosevej 13
DK-5000 Odense C
Phone: +45 63 11 29 30
Fax: +45 63 11 29 31
csm@danmeter.dk
www.danmeter.dk




DW-17-05-03-01-001

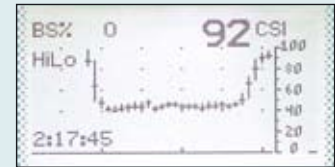
Cerebral State Index

Our fuzzy logic based Cerebral State Index (CSI) quantifies the direct effect of anaesthetics and sedative drugs on the brain in a range from 0 to 100.

The values of 40 to 60 indicate an optimal target for surgical anaesthesia.



Main information screen with CSI, BS%, EMG%, SQI%, case monitoring time and battery life indicator.




3-hour CSI trend histogram with 5-minute interval showing average, lowest and highest CSI values within the interval.



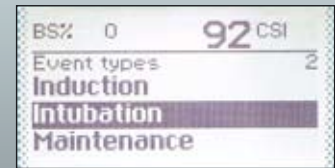
Sensor impedance indicators, CSI, BS%, case monitoring time and link signal indicator.



5 1/2-minute SCI trend curve, sequenced case event markers, BS% and BS curve.



Displays last 3 seconds of patient's EEG.



Event labeling screen for easy reporting.