

# CSM Case - Report

Danmeter A/S



CSM Monitor: 2005210210  
CSM File: CSM Demo Case 01.csm  
CSI Version: 1.1

Case Date: 05-10-2005  
Case Time: 09:32:12  
Case Length: 01:44:05

Procedure: Abdominal Surgery

Patient ID: XXXXXXXX  
Patient Name: Danish Patient  
Patient Age: 34 Years  
Patient Sex: Female  
Patient Weight: 134 KG  
Patient Height: 178 CM

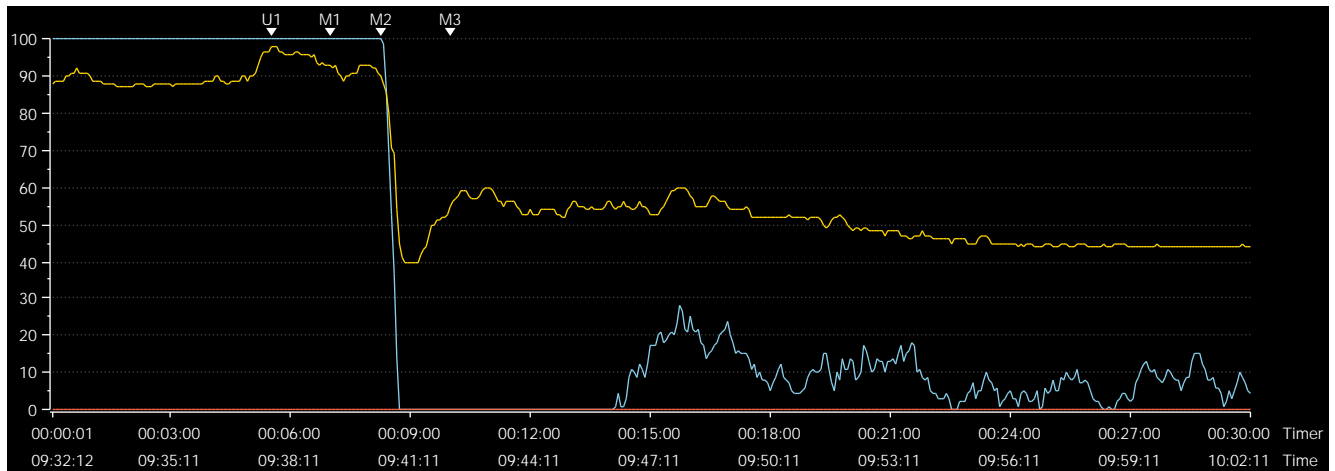
## Event List

Event	Timer	Time	Type	Note
U1	00:05:30	09:37:41	Note	Start Remifentanil infusion
M1	00:07:00	09:39:11	Induction	Propofol bolus
M2	00:08:15	09:40:26	Intubation	Thracheal tube insert
M3	00:10:00	09:42:11	Start Maintenance	Sevoflurane START
M4	00:31:33	10:03:44	Surgery	Sugery on abdominal START
M5	00:38:40	10:10:51	Injection	Neuromuscular blocking agent (NMBA) Nimbex
M6	01:31:01	11:03:12	End Maintenance	Sevoflurane + Remifentanil STOP
M7	01:32:31	11:04:42	Note	Surgery END
M8	01:41:11	11:13:22	Movement	Looked into the eyes

## Trend Graph

- CSI
- BS
- EMG

Part 1 of 4



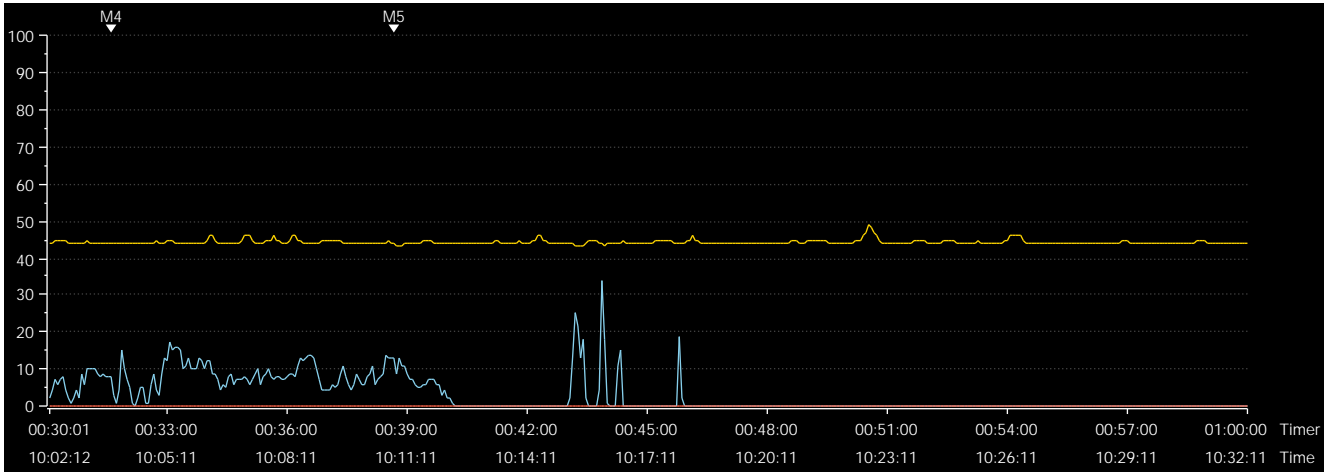
# CSM Case - Report

## Danmeter A/S

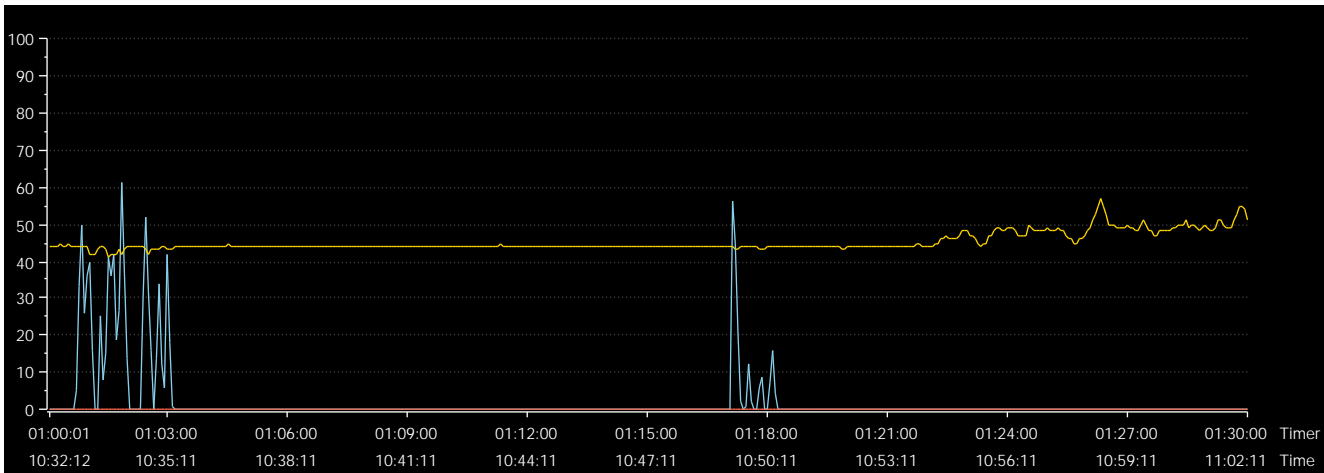
### Trend Graph

- CSI
- BS
- EMG

Part 2 of 4



Part 3 of 4



Part 4 of 4

